


Year 7 High Potential and Gifted Education Program

BGHS 2021

History of Year 7 HPGE at BGHS


- Started in 2006 and run until 2019 by Mrs Margaret Nowak.
- I took over the program coordination in 2020.
- Previously called the 'Gifted and Talented (GAT) Program'



What is the Year 7 HPGE Program?

This program is an opportunity for you to extend yourself, be challenged and work on something you're interested IN ADDITION TO your regular classes.


The focus of the Year 7 program is the development of Rich Tasks across the curriculum. A Rich Task is a multi-faceted and challenging piece of work that is problem based and engages the learner and connects to the world beyond the classroom. Rich Tasks will be negotiated with each student in terms of task concept, framework, skills involved, outcomes targeted, project mode and timeline.



How do you get selected?

- All students **MUST** self nominate by creating a 1 minute video.
 - Task: Create a 1-minute video that communicates 2 things
 - A little bit about yourself
 - Why you want to be part of the HPGE program e.g. what would you be getting out of it
 - Requirements:
 - The video content must be appropriate (no rude language or images).
 - The video should be between 60 - 90 seconds. No longer.
 - You can be as creative as you like and your video can be constructed any way you like e.g. stop motion animation, talking straight to the camera, still images with a voice-over etc.
- Then, a combination of many things are also considered including:
 - The self nomination video
 - Scores in NAPLAN and Best Start Year 7 tests
 - Parent nominations using the checklist provided
 - Teacher nominations & professional judgement
 - One on one Interviews with the HPGE coordinator

What do you need to know?


- This is not separate subject
 - I will not be forcing you to do the work. YOU need to be self motivated, and your learning needs to be self directed. My role is to coordinate the program and assist you to make the most of it
 - I will try to link you in with another teacher that has specialty knowledge on your chosen topic where possible
 - You will also be mentored by HPGE students in Years 8 & 9
 - You will be missing parts of your other classes once a week to meet with me
 - I will be trying my best to rotate the meeting times so you aren't always missing the same classes
 - I will communicate with you via email and Google Classroom (please download the app)
- 

What will you be doing?

- Completing a Rich Task on a **topic of your choice** and developing a creative way to present it to your peers and families and teach them about your topic
- Meeting with me once a week to help me keep track of your progress and give you advice and help where needed
- Attending additional team meetings where required
- Working largely independently



More about the Rich Task...

- In this task, you are required to complete FIVE elements:
 1. **Written report** - Research and compile your research findings into a written report.
 2. **Creative mode** - Develop a creative way to bring your research and information to life for an audience.
 3. **One minute speech** - Write and deliver a short speech that summarises your topic and program experience. This will be delivered at the program launch.
 4. **Peer lesson** - Develop and deliver a mini 30 minute lesson to your class on your topic.
 5. **Self reflection** - Write a reflection on their experience, what they've learnt, what they did well and what they could improve on in the future.
- 

What could you do for the Creative Mode?

- Your Creative Mode may be any of these, or even a combination of them:
 - Oral - speech, TedTalk, spoken word poem
 - Aural - musical composition, song
 - Visual - poster, collage, visual diary, storyboard, sculpture, artwork
 - Multimedia/Technology - Slideshow, website, video, podcast, app, graphic design
 - Written - story, poem
 - Design - play/film set, costumes, make up, exhibitions
 - Performance - drama, dance

The sky's the limit!



Some examples from past years



Eurovision

Some examples from past years



Strong Women
in Sci-Fi

Some examples from past years



Women in
Cycling

Some examples from past years



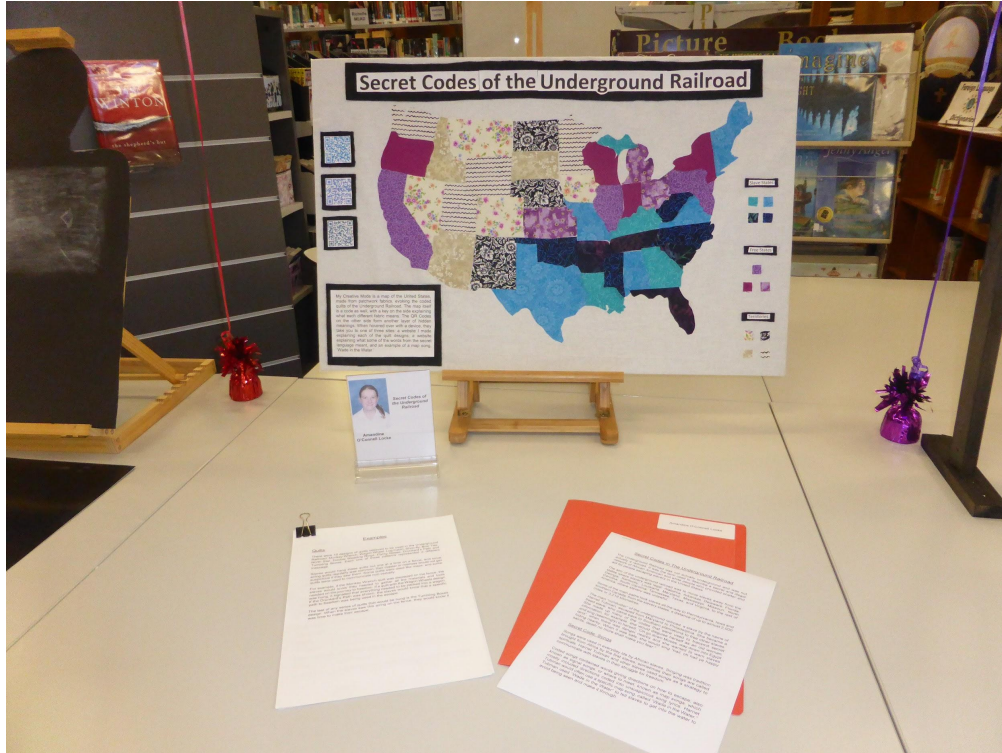
Perceptions

Some examples from past years




Natural Disaster Proof Houses

Some examples from past years



Secret Codes of the Underground Railroad

Some examples from past years



Coeliac Disease

Some examples from past years



Satin & Sacrifice


2020 Program - Work Samples

Due to COVID-19 restrictions, we were unable to hold a physical launch event.

So instead, I compiled the student projects onto a website.

If you are curious about what they did, visit this site:

<https://sites.google.com/education.nsw.gov.au/bghs-year-7-gat-2020/home>



Timeline/Important Dates


Term 1: SELECTION PROCESS BEGINS

- Data analysed, parents nominate, teachers nominate, students self nominate.
- Short list of students is developed and students are interviewed where necessary.
- Program participants announced at the end of Term 1.

Term 2 & 3: PROGRAM RUNS

- Attend weekly check in meetings and mentoring with Year 9 Futures Learning Students
- Develop topic ideas, research topic and compile report
- Develop and complete Creative Mode & Peer Lesson (by end of Term 3)
- Write one minute speech for Expo

Term 4: PRESENT PROJECTS

- HPGE Expo (Tuesday 12 October)
 - Peer Lessons (Weeks 3 - 6, dates TBC)
 - Celebration of Learning (Monday 22 November)
- 

Do you have to participate in the program?

No, this is completely voluntary.

If you feel like the workload is too much, or that the program is not what you thought it would be and you no longer want to participate, that is ok. You can withdraw from the program up until the end of Term 3.



Any questions?

Email ana.welsh2@det.nsw.edu.au

